



SOL LEVANTE

RISE TO A NEW LIFESTYLE

DUBAI | JUMEIRAH VILLAGE TRIANGLE



RISE TO A NEW LIFESTYLE

MORE THAN A DISTANT LINE, THE
HORIZON IS WHERE YOUR FUTURE
TAKES SHAPE.

It is a space of endless possibilities,
where imagination meets reality.
At Sol Levante, the horizon is an open canvas,
inviting you to envision new connections,
reimagine your path, and shape the life you've
always dreamed of.



**BECAUSE THIS IS THE
PLACE WHERE I BELONG,
WHERE MY HOPES AND
MY HORIZONS UNFOLD**




DISCOVER A PLACE WHERE
COMFORT, CONNECTION, AND
POSSIBILITY COME TOGETHER
IN THE MOST SOUGHT-AFTER
COMMUNITY: JUMEIRAH VILLAGE
TRIANGLE



A SEAMLESS BALANCE OF
ARCHITECTURE, NATURE, AND
COMMUNITY, DESIGNED TO INSPIRE
CONNECTION AND WELL-BEING.

Sol Levante embraces the rhythm of the sun,
where light and shadow shape space, dissolving
boundaries between indoor and outdoor living.
Expansive terraces, panoramic windows, and
a dynamic multi-facility podium create an
environment of openness, vitality, and harmony.

More than a residence, it is a place where
modernity meets tranquility, offering a lifestyle
shaped by light, connection, and new horizons of
endless possibilities.





SOL LEVANTE, A HORIZON WHERE LIGHT, SPACE, AND INSPIRATION MEET

A CONTEMPORARY RESIDENTIAL TOWER WITH RETAIL AND OFFICE SPACES, DESIGNED TO EMBRACE LIGHT, NATURE, AND URBAN LIVING.

Sol Levante rises in Jumeirah Village Triangle (JVT), a low-rise residential community, offering expansive views of the sea horizon, Bluewaters Island and Dubai Marina skyline. Designed to follow the path of the sun, its rhythmic façade plays with light and shadow, blending glass and solid elements to enhance natural illumination.

Spacious balconies, terraces, and floor-to-ceiling windows dissolve the boundary between indoor and outdoor living, creating a home filled with light and openness.

The tower is anchored by a multi-activity podium that hosts a variety of indoor and outdoor experiences, including a pool with sunken seats and jacuzzi, gym, kids' play areas, outdoor cinema, yoga studio, padel tennis court, and running track. Designed to foster a balanced lifestyle, it seamlessly integrates well-being, relaxation, and community engagement.




EXPERIENCE A NEW LIFESTYLE OF BALANCE AND CONNECTION


WHERE CONTEMPORARY LIVING
BLENDS WITH NATURAL HARMONY,
SOL LEVANTE IS MORE THAN A
RESIDENCE, IT'S A WAY OF LIFE.

At the heart of this community, life flows effortlessly between comfort, vitality, and opportunity. Whether you're starting your day on your terrace, working in a dynamic office space, exploring boutique retail, or unwinding through leisure and wellness activities, every moment is designed for balance and connection.

Here, modern living blends with serene surroundings, creating a lifestyle where home, work, and leisure exist in perfect harmony.



A LIFESTYLE OF BALANCE AND WELL-BEING



A MULTIFUNCTIONAL PODIUM DESIGNED FOR WELLNESS, CONNECTION, AND VIBRANT LIVING, HARMONIOUSLY INTEGRATING NATURE TO ENHANCE BALANCE AND WELL-BEING.

At Sol Levante, well-being is woven into everyday life. The multifunctional podium offers indoor and outdoor spaces for all ages, including a swimming pool with sunken seating, gym, outdoor cinema, yoga area, pet-friendly zone, and a suspended running track with panoramic views.

Designed to foster social interaction and movement, these spaces create a vibrant community where wellness and connection come naturally.




INDOOR FACILITIES

- KIDS PLAY AREA
- INDOOR GYM
- YOGA STUDIO
- CHANGING ROOM & SPA
- COWORKING SPACE
- PRIVATE MEETING ROOM

OUTDOOR FACILITIES

- OUTDOOR CINEMA & LOUNGE
- MINI GOLF
- JACUZZI
- OUTDOOR RUN TRACK
- KIDS PLAY AREA
- PET GARDEN
- SWIMMING POOL
- OUTDOOR GYM
- BBQ & DINING
- YOGA AREA
- KIDS POOL
- PADEL TENNIS
- MULTI PURPOSE COURT
- SUN LOUNGES
- SUNKEN SEATING



INDOOR AMENITIES




SPACES FOR WELL BEING

Residents enjoy exclusive amenities for well being such as full equipped indoor gym, yoga studio, an elegant changing room with spa services. A coworking space is at service of resident as a comfortable meeting room. A kid play area with a baby sitter service is a space thought for adlt well being.



Indoor Gym and Kids area



Changing room & Spa

UNIT FLOORPLANS LAYOUT

ELEGANT, SPACIOUS, AND
THOUGHTFULLY CRAFTED, EACH
RESIDENCE AT SOL LEVANTE IS DESIGNED
TO ENHANCE COMFORT, CONNECTION,
AND EVERYDAY INSPIRATION.

Bathed in natural light and framed by expansive views, the residences at Sol Levante offer a seamless balance between elegance and functionality. Featuring floor-to-ceiling windows, spacious terraces, and open layouts, every home is designed to bring the outdoors in, creating a fluid connection between living spaces and the surrounding environment.

STUDIO



APARTMENT - 1C

	SQ.M	SQ.FT
INTERNAL AREA	32	344
EXTERNAL AREA	8	84
TOTAL AREA	40	428

EVERY STUDIO AT SOL LEVANTE IS A COMPACT HAVEN OF SMART DESIGN, WHERE EVERY INCH IS OPTIMIZED FOR FUNCTIONALITY AND COMFORT.



1 BEDROOM

1 BEDROOM & STUDY ROOM



THE 1 BEDROOM AT SOL LEVANTE IS THOUGHTFULLY DESIGNED WITH A HUMAN-CENTERED APPROACH, ENSURING SEAMLESS FLOW, FUNCTIONALITY, AND COMFORT.

1 BEDROOM

APARTMENT - 1A

	SQ.M	SQ.FT
INTERNAL AREA	42	450
EXTERNAL AREA	9	98
TOTAL AREA	51	548



1 BEDROOM & STUDY ROOM

APARTMENT - 1E

	SQ.M	SQ.FT
INTERNAL AREA	64	684
EXTERNAL AREA	16	172
TOTAL AREA	80	856




2 BEDROOM & STUDY ROOM 3 BEDROOM



EACH 2-BEDROOM RESIDENCE AT SOL LEVANTE IS BRIGHT AND SPACIOUS, FEATURING VERSATILE INTERIORS, EXPANSIVE TERRACES, AND SEAMLESS FLOW, CREATING A HOME THAT ADAPTS TO EVERY MOMENT OF LIFE.







Bedroom



OFFERING EXPANSIVE VIEWS OF THE SEA HORIZON, BLUEWATERS ISLAND, AND THE DUBAI MARINA SKYLINE, THE PANORAMA AT SOL LEVANTE IS A LIVING MASTERPIECE, NO TWO MOMENTS ARE EVER THE SAME: EACH SUNRISE, EACH CLOUD, EACH REFLECTION, PAINTS A NEW SCENE.

Dining area





Kids Room



Bathroom



Bedroom

2 BEDROOM & STUDY ROOM

APARTMENT TYPE - 1A

	SQ.M	SQ.FT
INTERNAL AREA	96	1031
EXTERNAL AREA	22	234
TOTAL AREA	117	1,265



2 BEDROOM & STUDY ROOM

APARTMENT TYPE - 2C

	SQ.M	SQ.FT
INTERNAL AREA	87	941
EXTERNAL AREA	44	472
TOTAL AREA	131	1,413



2 BEDROOM & STUDY ROOM

APARTMENT TYPE - 4A

	SQ.M	SQ.FT
INTERNAL AREA	93	1001
EXTERNAL AREA	28	298
TOTAL AREA	121	1,299



2 BEDROOM & STUDY ROOM

APARTMENT TYPE - 3A

	SQ.M	SQ.FT
INTERNAL AREA	99	1061
EXTERNAL AREA	80	858
TOTAL AREA	178	1,919



3 BEDROOM

APARTMENT TYPE - 1A

	SQ.M	SQ.FT
INTERNAL AREA	113	1,214
EXTERNAL AREA	73	784
TOTAL AREA	186	1,998



FLEXIBLE COWORKING SPACES & OFFICES

AT SOL LEVANTE, WORK IS FLEXIBLE, ELEGANT, AND SEAMLESS.

Residents enjoy exclusive coworking spaces, while private offices offer a professional and refined environment, accessible through a dedicated lobby for an exclusive arrival experience.



Flexible coworking spaces



Private offices lobby

RETAIL

RETAIL SPACE - G06

TOTAL AREA	SQ.M	SQ.FT
	157	1692

OFFICES

OFFICE SPACE - 108

TOTAL AREA	SQ.M	SQ.FT
	126	1360



AIRPORTS

- Al Maktoum International Airport (DWC) - 25 min
- Dubai International Airport (DXB) - 30 min

POINT TO GO

- 0. Dubai Fountain, Burj Khalifa - 20 min
- 1. The Walk JBR - 20 min
- 2. Palm Jumeirah - 22 min

SCHOOL

- 6. JIS International School - 7 min
- 7. Sunmarke School - 4 min
- 8. GEMS Founders School - 10 min

GOLF CLUBS

- 12. Montgomerie Golf Course - 20 min
- 13. Jumeirah Golf Estates Golf Course - 15 min

HOTELS

- 14. The First Collection at Jumeirah Village Circle - 7 min
- 15. FIVE Jumeirah Village Hotel - 6 min
- 16. HE Hotels - 4 min

ATTRACTIONS

- 3. Dubai Miracle Garden - 9 min
- 4. Motiongate Theme Park - 28 min
- 5. Legoland Dubai - 28 min

MALLS

- 9. Mall of the Emirates - 15 min
- 10. Dubai Mall - 20 min
- 11. Circle Mall - 4 min

SOL LEVANTE
RISE TO A NEW LIFESTYLE

A PLACE WHERE
HORIZONS EXPAND





NESTLED IN THE HEART OF DUBAI, JUMEIRAH VILLAGE TRIANGLE (JVT) BLENDS MODERN CONVENIENCE WITH SUBURBAN CHARM, OFFERING FAMILIES, YOUNG COUPLES, AND SOLO RESIDENTS A SERENE YET CONNECTED LIFESTYLE WITH ENDLESS OPPORTUNITIES FOR GROWTH.

SEAMLESS CONNECTIVITY & URBAN CONVENIENCE

Positioned for effortless access to Al Khail Road and Sheikh Mohammed Bin Zayed Road, Sol Levante ensures seamless connectivity across Dubai. Within the community and nearby areas, residents enjoy a full range of amenities and essential services, including schools, healthcare facilities, parks, and malls—all just minutes away—creating a well-connected and convenient lifestyle.

A VISION FOR THE FUTURE

Jumeirah Village Triangle is not just a place to live—it's a growing investment opportunity. With continuous development and enhanced infrastructure, the community continues to add value for residents and investors alike.



SCHOOL

- 6. JSS International School - 7 min
- 7. Sunmarke School - 4 min
- 17. Arcadia British school - 2 min
- 18. Redwood Montessori Nursery - 4 min
- 19. Jumeirah International Nursery - 4 min

MALLS

- 11. Circle Mall - 4 min
- 22. Alkhalil Avenue Mall - 4 min

HEALTH

- 23. LIFE Medical Centre - 10 min
- 24. Mediclinic Mé'aiseem - 9 min
- 25. Saudi German Hospital - 15 min
- 26. NMC Specialty Hospital- 6 min

PARKS

- 27. JVT Community Park - 5 min
- 28. JVT Big Park - 2 min

HOTELS

- 14. The First Collection at JVC - 7 min
- 15. FIVE Jumeirah Village Hotel - 6 min
- 16. HE Hotels - 4 min
- 20. Novotel JVT - 2 min
- 21. Address Montgomerie - 7 min

CRAFTING SPACES, INSPIRING LIVES

SOL

SOL PROPERTIES, CULTIVATED UNDER THE PATRONAGE OF THE BHATIA GROUP SINCE 1975, EMERGES AS A VISIONARY IN DUBAI'S PROPERTY DEVELOPMENT SECTOR, WITH A PORTFOLIO OF OVER 250 TRANSFORMATIVE PROJECTS.

50 YEARS
of experience

As a guiding light for those seeking a brighter life, SOL fosters growth and vibrancy through innovative environments. More than just property, SOL combines creative ingenuity and architectural excellence to craft luxury living experiences. From luxury apartments in Dubai, luxury hotels chains, site developments to government ventures, each project showcases our unwavering commitment to innovation. Our people, the creative forces behind our endeavors, shape a new narrative for elevated living.

OVER 250
developments delivered



SOL LEVANTE PAYMENT PLAN

BEDROOM	SIZES
STUDIO	420 - 440
1 BEDROOM	578 - 578
1 BEDROOM & STUDY ROOM	842 - 1,132
2 BEDROOM & STUDY ROOM	1,253 - 3,178
3 BEDROOM	1,906 - 1,998

INSTALLMENT	%	MILESTONE
ON BOOKING	10%	IMMEDIATE
DOWN PAYMENT	10%	WITHIN 30 DAYS OF DOWN PAYMENT
1ST INSTALLMENT	7.5%	6 MONTHS FROM SPA
2ND INSTALLMENT	7.5%	12 MONTHS FROM SPA
3RD INSTALLMENT	7.5%	18 MONTHS FROM SPA
4TH INSTALLMENT	7.5%	24 MONTHS FROM SPA
FINAL INSTALLMENT	50%	ON HANDOVER (3RD QUARTER 2028)
TOTAL	100%	